

Instructions For Use

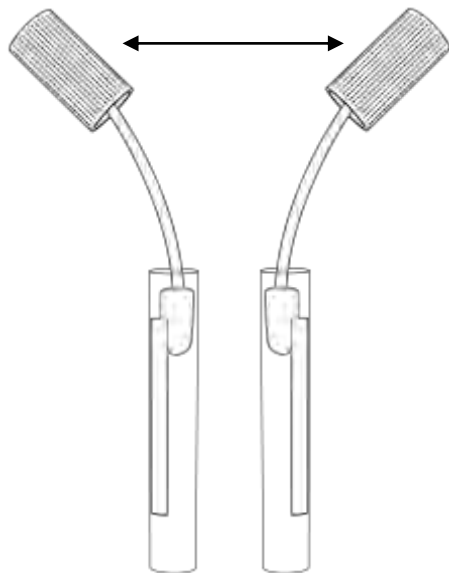


PUR-Blue™ Swab Sampling Device

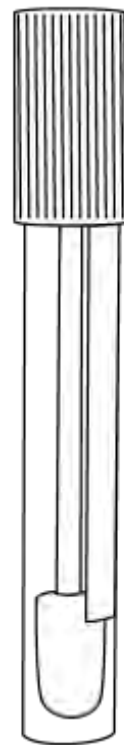
Watch Demonstration Video

<https://www.worldbioproducts.com/purblue-swabs.html>

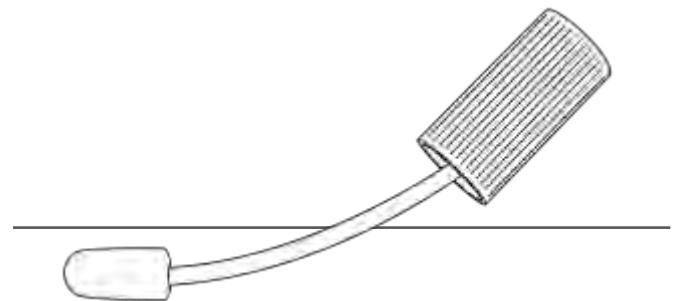
US Patent 9,027,420



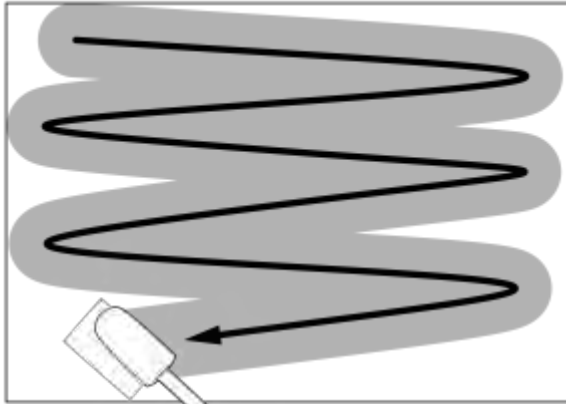
2. Unscrew cap from the swab tube. Press each side of the swab tip against the inside of the tube to remove excess media.



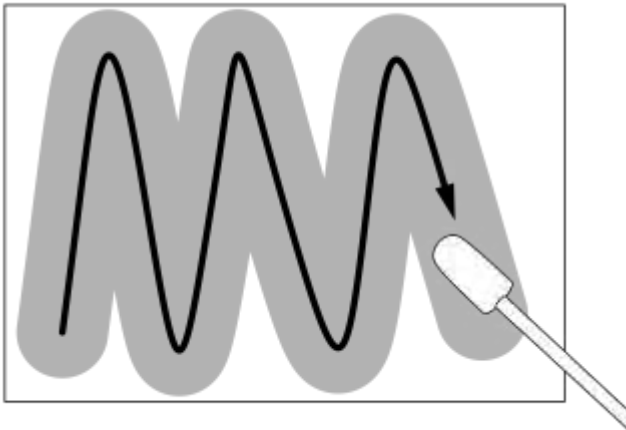
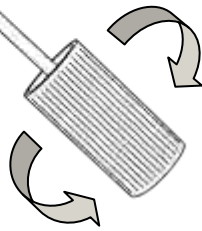
1. Write sample information on the tube.



3. Press down firmly against surface to ensure the swab tip makes full contact with the sample surface.



4. Vigorously scrub back and forth across the surface, while rotating the swab to ensure entire swab tip makes contact with the surface.



5. Change direction 90° and repeat process.



6. Return the swab to the tube and tighten cap. Send to laboratory for analysis.

Limitation of Liability:

World Bioproducts LLC shall not be liable for any special or consequential damages that result from the use of, or the inability to use, these materials or the performance of the products, even if World Bioproducts LLC has been advised of the possibility of such damages. Applicable law may not allow the limitation of exclusion of liability or incidental or consequential damages, so the above limitation or exclusion may not apply to you.

For In-Vitro Use Only

Safety Data Sheets & Certificates of Analysis available upon request.

Refer to package label for storage information.

World Bioproducts, LLC
Call 877-260-6441 / Mail PO Box 947, Bothell, WA 98041
Email orders@worldbioproducts.net / Visit worldbioproducts.com

